

Overview - Public Entities Quarterly Reporting

Approved receipts

22,3

40,8%

Approved spending

22,7

37,7%

Surplus/(deficit)

-0,4

- ☐ R billion
- ☒ R million
- ☐ R thousand

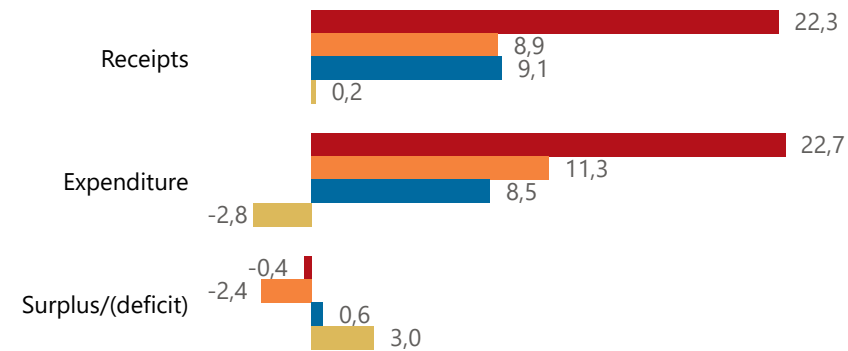


national treasury

Department:
National Treasury
REPUBLIC OF SOUTH AFRICA

Consolidation

● Approved ● Forecast ● YTD ● Variance



Composition of receipts



Quarter

2

Cluster

Education and related

Department

Sport, Arts and Culture

Entity

Luthuli Museum

Composition of spending



Functional grouping



Spending by PFMA schedule



Public Entities Receipts

Approved sales of G&S


(Blank) (Blank)

Approved transfers

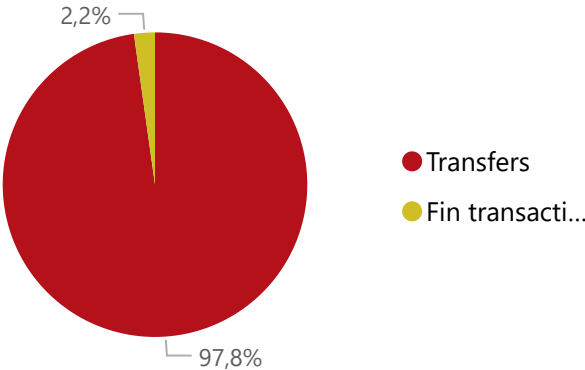
17,8 50,0%

Actual vs Forecast

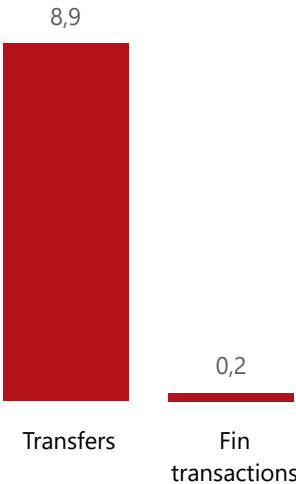
● Approved ● Forecast ● YTD ● Variance



Composition of receipts



Top 5 Receipts



Quarter

2

Cluster

Education and related

Department

Sport, Arts and Culture

Entity

Luthuli Museum

Top 5 Transfers



Receipts

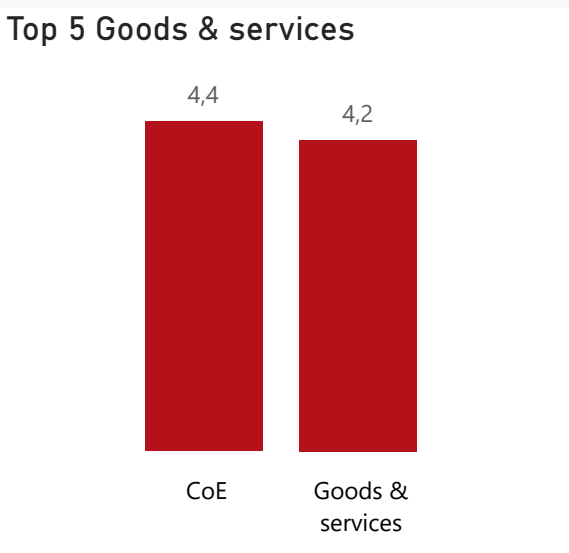
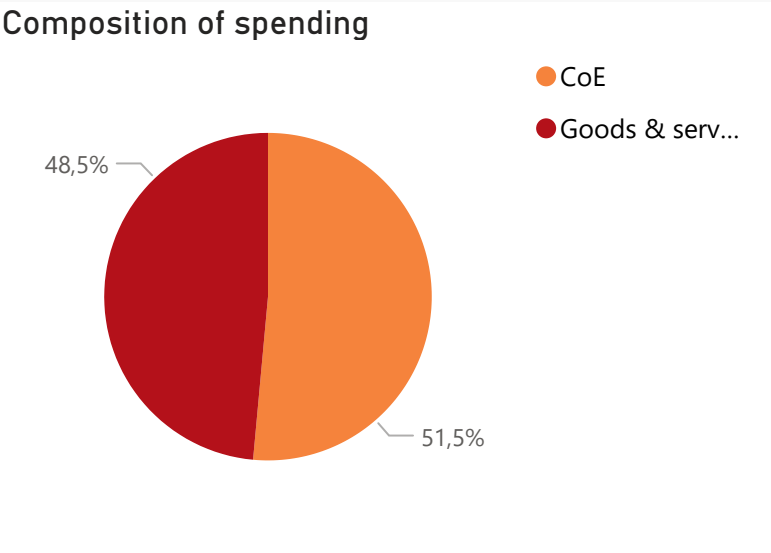
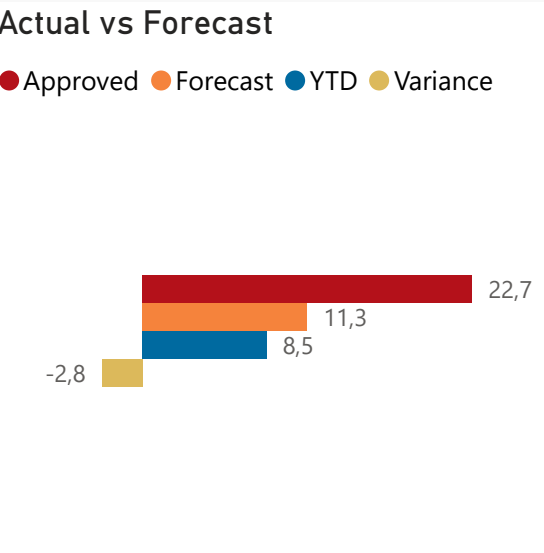
Level 3	Approved	YTD	% YTD
Transfers	17,8	8,9	97,8%
Fin transactions	4,5	0,2	2,2%
Total	22,3	9,1	100,0%

Top 10 Entities



Public Entities Spending

Approved CoE	Approved G&S	Approved transfers
11,737,5%	11,037,8%	44,740,8%



Capital assets

Spending			
Level 3	Approved	YTD	% YTD
⊕ CoE	11,7	4,4	51,5%
⊕ Goods & services	11,0	4,2	48,5%
Total	22,7	8,5	100,0%



☐ R billion
☒ R million
☐ R thousand

Quarter

2

Cluster

Education and related

Department

Sport, Arts and Culture

Entity

Luthuli Museum